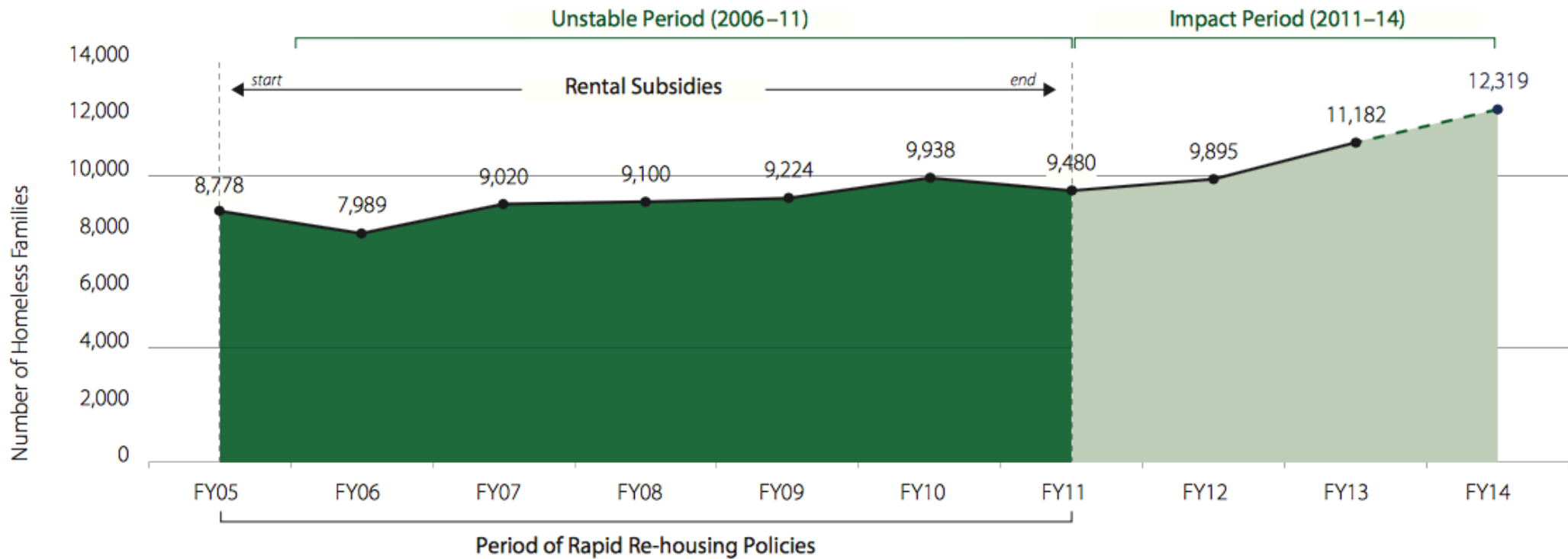


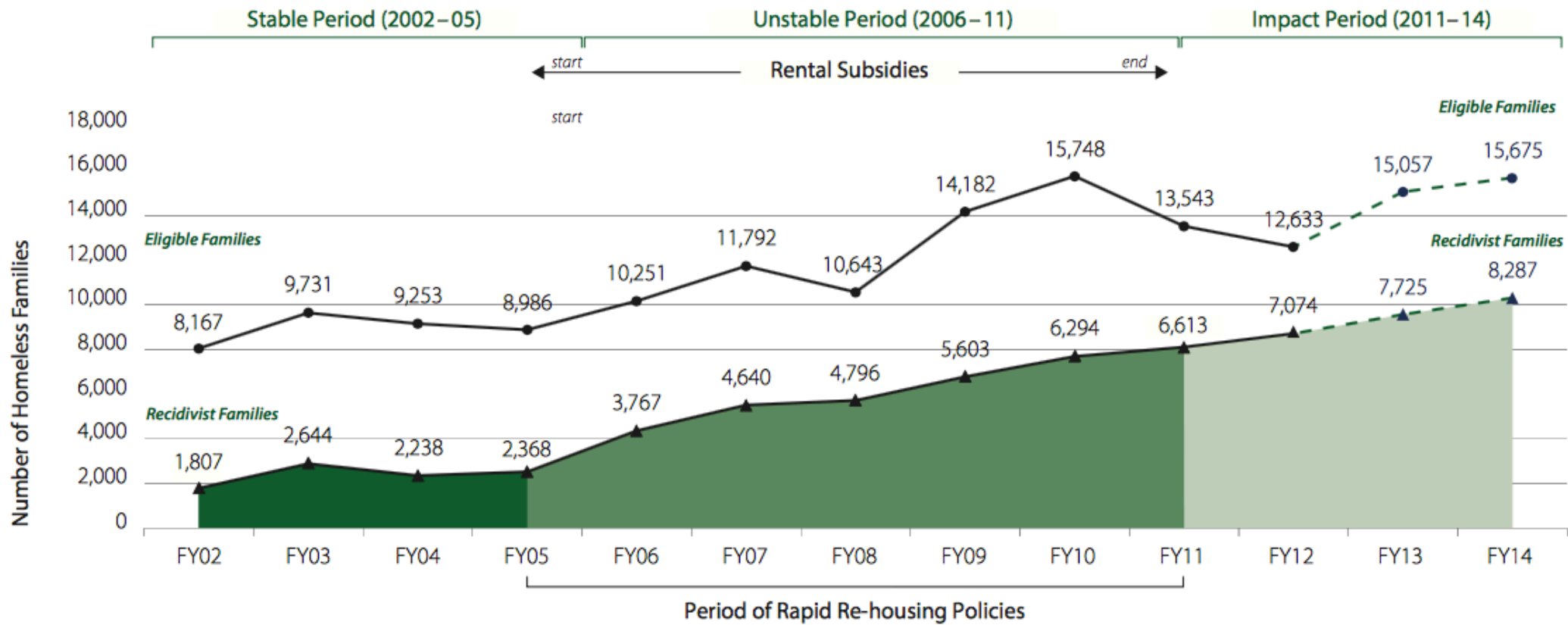
**Figure 1**  
**DAILY SHELTER CENSUS OF NEW YORK CITY HOMELESS FAMILIES**  
 (by fiscal year)



Note: The figure for FY13 is an average of three months of data available in DHS *Daily Reports*.

Sources: New York City Department of Homeless Services, *Critical Activities Report: Family Services, 2002–09*; New York City Department of Homeless Services, *Critical Activities Report: Adult Families Services, 2010–11*; New York City Department of Homeless Services, *Critical Activities Report: Families with Children Services, 2010–11*; New York City Department of Homeless Services, *Daily Report, October 4, 2012*.

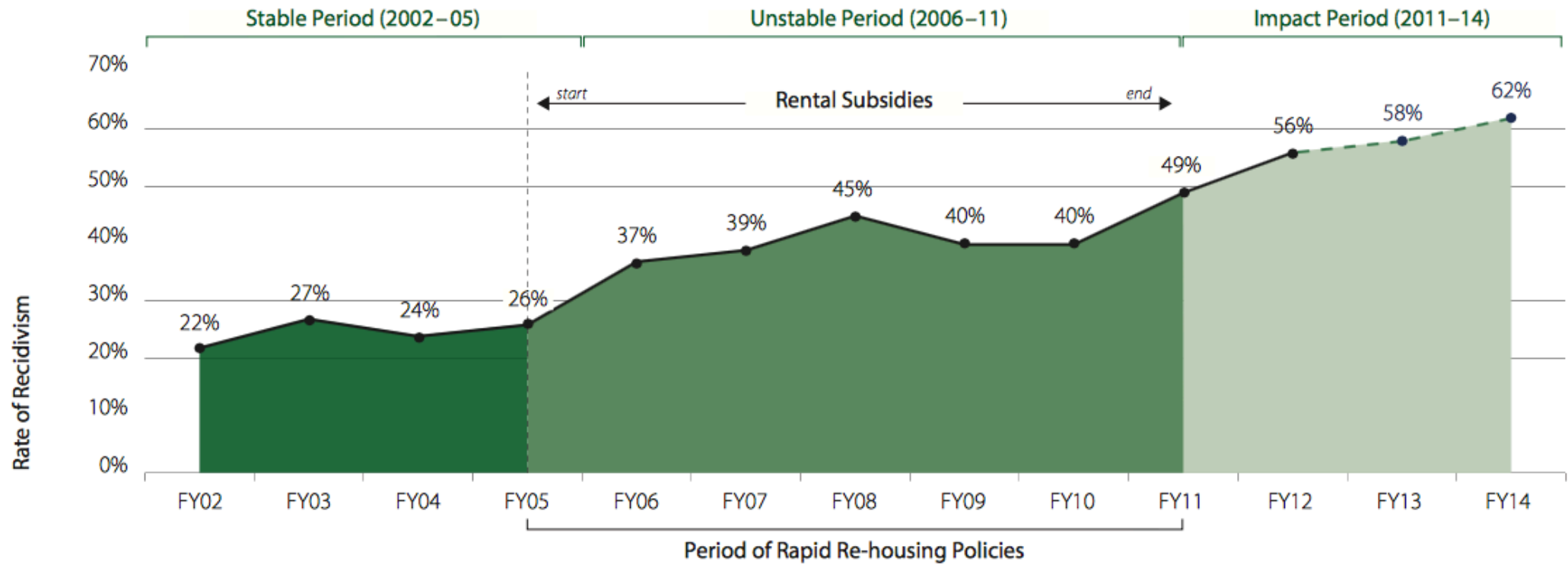
**Figure 2**  
**NEW YORK CITY HOMELESS FAMILIES**  
 (eligibility vs. recidivism, by fiscal year)



Note: The drop in eligibility for FY08 is the short-term result of a shift from one rental-subsidy initiative (Housing Stability Plus) to another (Work Advantage). Selected figures reflect revisions made in a following year's *Critical Activities Report*. Data for eligibility and recidivism in FY12 are calculations based, respectively, on the eight months of data available in *Local Law 37 Reports* and the 56% recidivism rate published by the Coalition for the Homeless in the blog post "Record Shelter Numbers Explained in One Graph," June 29, 2012.

Sources: New York City Department of Homeless Services, *Critical Activities Report: Family Services*, 2002–09; New York City Department of Homeless Services, *Critical Activities Report: Adult Families Services*, 2010–11; New York City Department of Homeless Services, *Critical Activities Report: Families with Children Services*, 2010–11; New York City Department of Homeless Services, *Local Law 37 Report*, July 2011–June 2012.

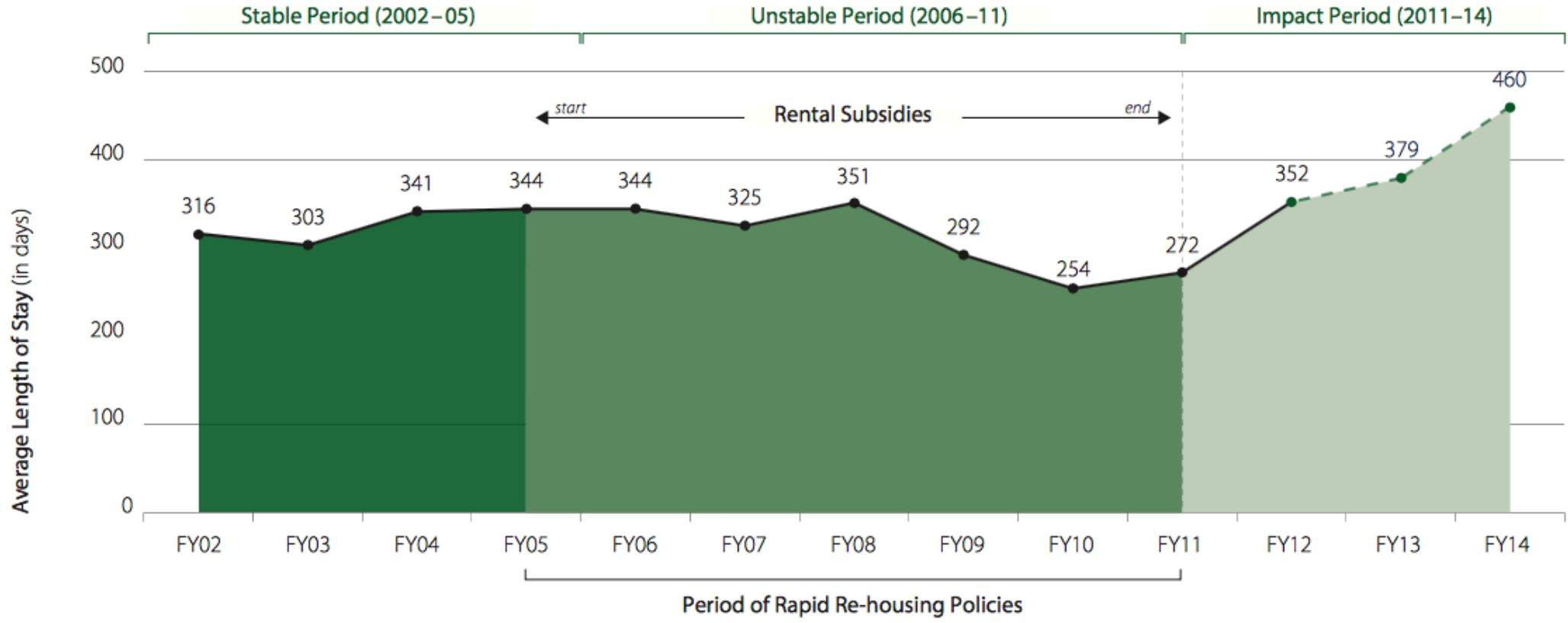
**Figure 3**  
**ANNUAL RECIDIVISM RATE OF HOMELESS FAMILIES ENTERING SHELTER**  
 (by fiscal year)



Note: The short-term declines in the recidivism rates for FY09 and FY10 are attributed to the introduction of a new rental subsidy (Work Advantage). Figures for FY 2002 – 11 are calculated by dividing the number of “repeat families” reported in the *Critical Activities Report* by the number of “eligible families.” The figure for FY12 is taken from the Coalition for the Homeless blog post “Record Shelter Numbers Explained in One Graph,” June 29, 2012.

Sources: New York City Department of Homeless Services, *Critical Activities Report: Family Services, 2002 – 09*; New York City Department of Homeless Services, *Critical Activities Report: Adult Families Services, 2010 – 11*; New York City Department of Homeless Services, *Critical Activities Report: Families with Children Services, 2010 – 11*; New York City Department of Homeless Services, *Local Law 37 Report, July 2011 – June 2012*.

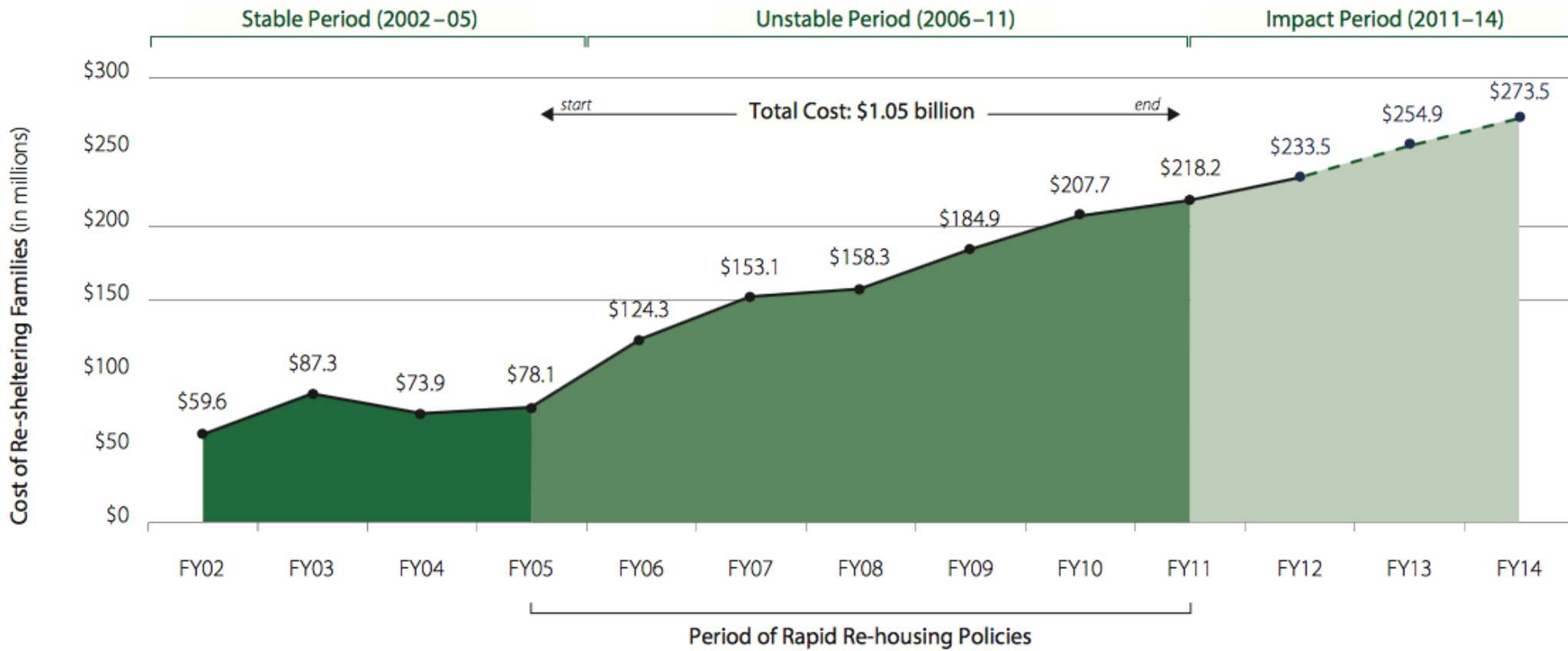
**Figure 4**  
**AVERAGE LENGTH OF STAY FOR FAMILIES IN SHELTER**  
 (by fiscal year)



Note: The significant drops in LOS for FY09 and FY10 were the direct result of intensive rapid-rehousing placements during this period. However, the trend reversed in FY11. Figures for FY10 and FY11 are an average of the lengths of stay for adult families and families with children weighted to reflect the proportional size of each group. The figure for FY12 is an average of the nine months of data available in *Local Law 37 Reports*.

Sources: New York City Department of Homeless Services, *Critical Activities Report: Family Services*, 2002–09; New York City Department of Homeless Services, *Critical Activities Report: Adult Families Services*, 2010–11; New York City Department of Homeless Services, *Critical Activities Report: Families with Children Services*, 2010–11; Coalition for the Homeless, "Record Shelter Numbers Explained in One Graph," June 29, 2012.

**Figure 5**  
**ANNUAL COST OF RE-SHELTERING RECIDIVIST FAMILIES**  
 (in millions of dollars)



Note: All figures represent the number of "repeat" families multiplied by \$33,000, the annual cost of sheltering a family.

Source: New York City Department of Homeless Services, *Critical Activities Report: Family Services*, 2002–09; New York City Department of Homeless Services, *Critical Activities Report: Adult Families Services*, 2010–11; New York City Department of Homeless Services, *Critical Activities Report: Families with Children Services*, 2010–11.