

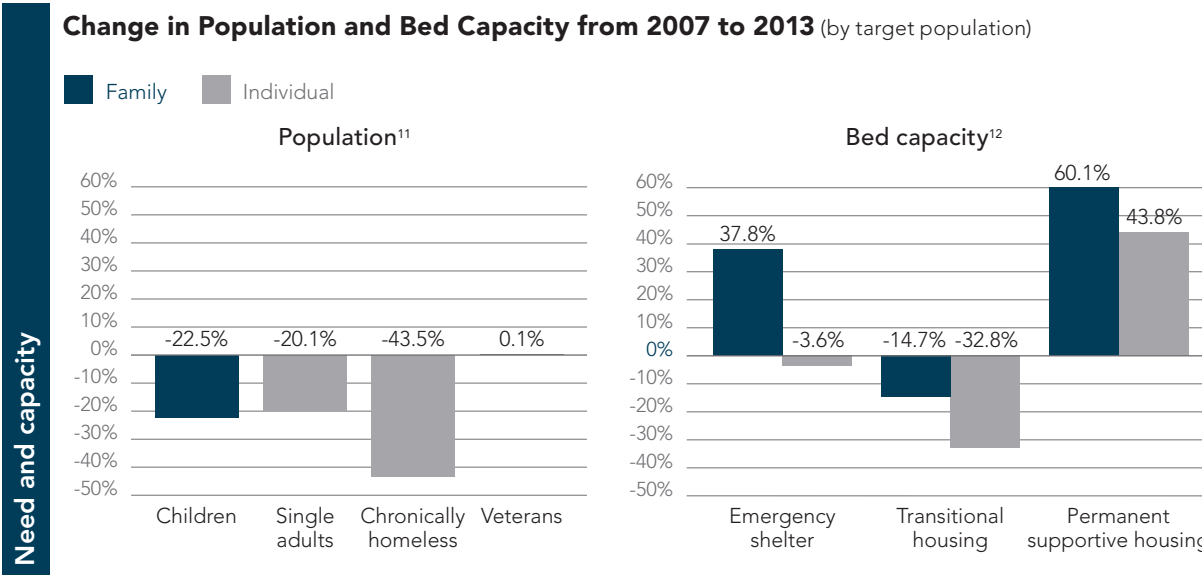
State Education Ranking: 34
State Policy Ranking: 1

Massachusetts

State Ranking Indicators		U.S.	MA	Rank
Education Indicators				
Percentage of children in Early Head Start and Head Start who are homeless ¹		4.6%	10.1%	7
Homeless children as a percentage of poor children in pre-K ²		3.9%	2.1%	29
Homeless children as a percentage of extremely poor children in grades K-12 ³		27.1%	21.7%	28
Number of school-aged children living doubled up for every school-aged child in shelter ⁴		4.9	1.4	50
Percentage of unaccompanied homeless FAFSA applicants assisted by a homeless program ⁵		47.3%	56.7%	18
Policy Indicators				
Affordable and available rental units per 100 extremely low-income households ⁶		31	43	6
Minimum wage as a percentage of the wage needed to afford a two-bedroom apartment ⁷		38.6%	33.3%	45
State policies that reduce homeless families' barriers to accessing child care ⁸		7	6	1
State laws that protect survivors of domestic and sexual violence from housing discrimination ⁹		16	3	23
State policies that reduce homeless families' risk for food insecurity ¹⁰		3	3.0	1

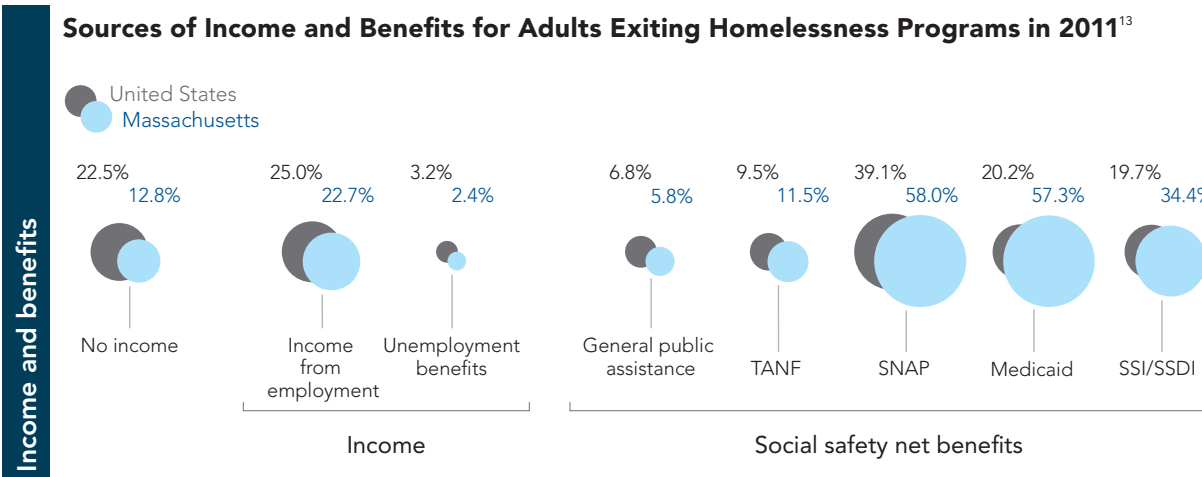
Massachusetts ranked 34th on the State Education Ranking, identifying a low percentage of children living in doubled-up situations.

Coming in first on the State Policy Ranking, Massachusetts has all three policies to combat food insecurity, six of the seven policies to reduce barriers to child care, and a relatively high amount of affordable housing for poor households.

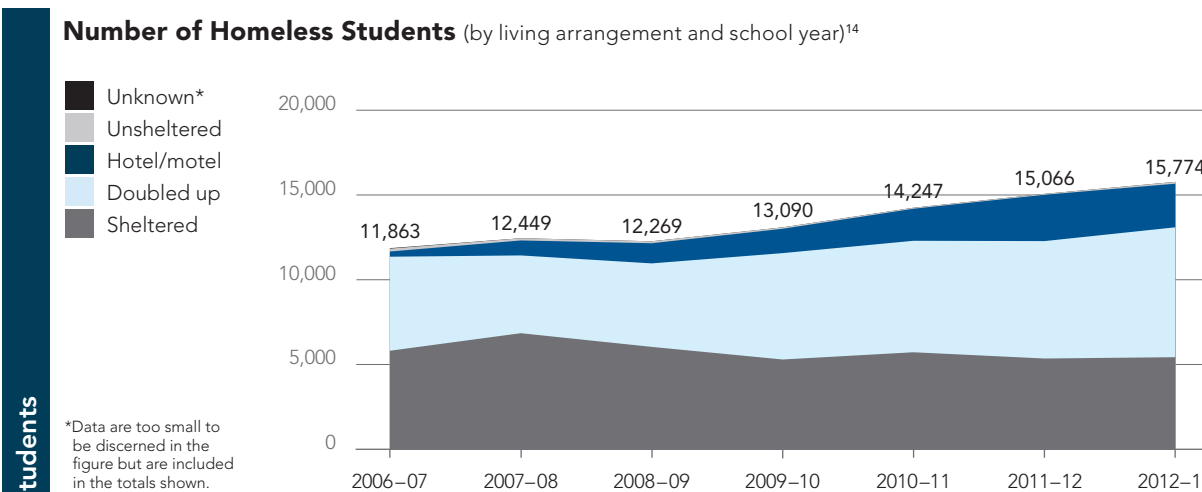


Between 2007 and 2013, homelessness declined among children, single adults, and the chronically homeless.

During that time, Massachusetts increased its supply of emergency shelter and permanent supportive housing beds for families while decreasing the number of transitional housing beds.



In 2011, the state had a relatively low percent of adults who exited programs serving homeless households with no source of income (12.8%), but only 22.7% had income from employment.



Massachusetts saw a 33.0% overall increase in homeless students between the 2006-07 and 2012-13 school years, resulting from increases in those living doubled up and in hotels or motels.