

On the Map: Community Snapshots

Family Homelessness in Your Community

University Heights

Bronx Community District 5



May 2016
Re-release Nov. 2016

Homelessness and Poverty

Families Entering Shelter

Number of Families, FY 2014

428

Percent Change from
FY 2013 to FY 2014

-6%

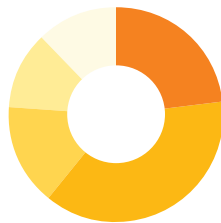
Borough Rank (Out of 12 CDs
in the Bronx)

1

Citywide Rank (Out of 59 CDs
in New York City)

3

Top Reasons for
Family Shelter Entry



Domestic Violence	23%
Eviction	38%
Overcrowding	15%
Immediate Return	12%
Other	12%
FY 2012 to Dec. 2014 N=1,520	

All Homeless Students, SY 2013-14

Number of Students

3,628

Percent Change from SY 2010-11

44%

Borough Rank (Out of 12 CDs
in the Bronx)

2

Citywide Rank (Out of 59 CDs
in New York City)

2

Homeless Students That Are Doubled Up

Percent of Students

66%

Percent Change from SY 2010-11

67%

Homeless Students in Shelter

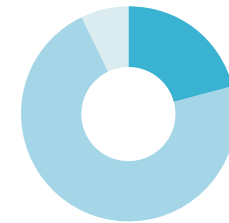
Percent of Students

30%

Percent Change from SY 2010-11

24%

Homelessness and Poverty Among All Students, SY 2013-14



Homeless	21%
Housed, Low Income	72%
Housed, Not Low Income	7%

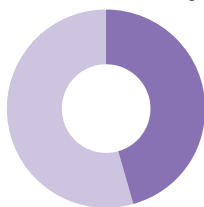
Stability Indicators

Affordability (Spent 50% or More on Rent)

Rental Units Needed (■) vs. Rental Units Available (■)

Rent Category	Spent 50% or More on Rent	Rental Units Needed	Rental Units Available
Very High Rent \$2,000 or More per Month	19%	1%	
High Rent \$1,500-\$1,999 per Month	14%	11%	
Medium Rent \$1,000-\$1,499 per Month	12%	47%	
Low Rent \$600-\$999 per Month	20%	19%	
Very Low Rent Less than \$600 per Month	35%	22%	

Median Monthly Household Spending



Spent on Rent	\$776	46%
Left Over	\$925	54%



Indicator	CD	Borough	NYC
Unemployment	12%	12%	8%
Adults with Less than a High School Degree	36%	30%	20%
People Living Below 150% of Federal Poverty Level	63%	46%	32%
Food Insecure	27%	22%	17%
Median Household Income	\$20,872	\$33,712	\$52,996
Severely Rent Burdened	45%	35%	29%
Overcrowded	17%	12%	11%

ICPH Institute for Children,
Poverty & Homelessness

www.ICPHusa.org

ICPH is an independent, New York City-based public policy organization that works on the issues of poverty and family homelessness. Visit our website or email info@ICPHusa.org.

Note: Some percentages do not add up to 100% due to rounding. For detailed Sources & Data Notes please go to "On the Map: Community Snapshots, Family Homelessness in Your Community" in the Publications section of our website at www.icphusa.org and download Sources & Data Notes.