

On the Map: Community Snapshots

Family Homelessness in Your Community

East Flatbush

Brooklyn Community District 17



May 2016
Re-release Nov. 2016

Homelessness and Poverty

Families Entering Shelter

Number of Families, FY 2014

266

Percent Change from
FY 2013 to FY 2014

2%

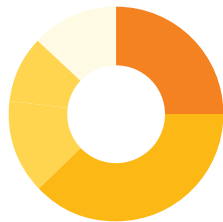
Borough Rank (Out of 18 CDs
in Brooklyn)



Citywide Rank (Out of 59 CDs
in New York City)



Top Reasons for
Family Shelter Entry



Domestic Violence	25%
Eviction	38%
Overcrowding	14%
Immediate Return	10%
Other	13%
FY 2012 to Dec. 2014 N=915	

All Homeless Students, SY 2013-14

Number of Students

1,404

Percent Change from SY 2010-11

14%

Borough Rank (Out of 18 CDs
in Brooklyn)



Citywide Rank (Out of 59 CDs
in New York City)



Homeless Students That Are Doubled Up

Percent of Students

53%

Percent Change from SY 2010-11

69%

Homeless Students in Shelter

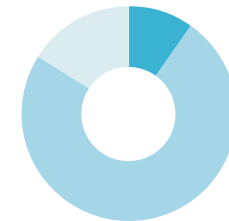
Percent of Students

37%

Percent Change from SY 2010-11

-12%

Homelessness and Poverty Among All Students, SY 2013-14



Homeless	10%
Housed, Low Income	75%
Housed, Not Low Income	16%

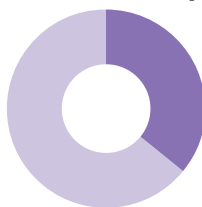
Stability Indicators

Affordability (Spent 50% or More on Rent)

Rental Units Needed (■) vs. Rental Units Available (■)

Rent Category	Spent 50% or More on Rent	Available
Very High Rent \$2,000 or More per Month	45%	1%
High Rent \$1,500-\$1,999 per Month	14%	16%
Medium Rent \$1,000-\$1,499 per Month	10%	54%
Low Rent \$600-\$999 per Month	13%	21%
Very Low Rent Less than \$600 per Month	17%	8%

Median Monthly Household Spending



Spent on Rent	\$1,080	36%
Left Over	\$1,886	64%



Indicator	CD	Brooklyn	NYC
Unemployment	9%	9%	8%
Adults with Less than a High School Degree	15%	20%	20%
People Living Below 150% of Federal Poverty Level	29%	35%	32%
Food Insecure	25%	20%	17%
Median Household Income	\$42,349	\$47,966	\$52,996
Severely Rent Burdened	36%	32%	29%
Overcrowded	8%	13%	11%

ICPH Institute for Children,
Poverty & Homelessness

www.ICPHusa.org

ICPH is an independent, New York City-based public policy organization that works on the issues of poverty and family homelessness. Visit our website or email info@ICPHusa.org.

Note: Some percentages do not add up to 100% due to rounding. For detailed Sources & Data Notes please go to "On the Map: Community Snapshots, Family Homelessness in Your Community" in the Publications section of our website at www.icphusa.org and download Sources & Data Notes.