

On the Map: Community Snapshots

Family Homelessness in Your Community

Ridgewood/Glendale

Queens Community District 5



May 2016
Re-release Nov. 2016

Homelessness and Poverty

Families Entering Shelter

Number of Families, FY 2014

51

Percent Change from
FY 2013 to FY 2014

38%

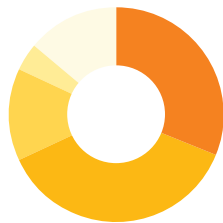
Borough Rank (Out of 14 CDs
in Queens)



Citywide Rank (Out of 59 CDs
in New York City)



Top Reasons for
Family Shelter Entry



Domestic Violence	31%
Eviction	37%
Overcrowding	14%
Immediate Return	4%
Other	14%
FY 2012 to Dec. 2014	N=173

All Homeless Students, SY 2013-14

Number of Students

1,030

Percent Change from SY 2010-11

53%

Borough Rank (Out of 14 CDs
in Queens)



Citywide Rank (Out of 59 CDs
in New York City)



Homeless Students That Are Doubled Up

Percent of Students

73%

Percent Change from SY 2010-11

84%

Homeless Students in Shelter

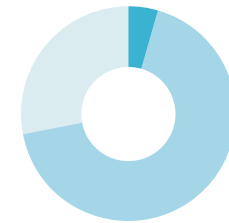
Percent of Students

20%

Percent Change from SY 2010-11

4%

Homelessness and Poverty Among All Students, SY 2013-14



Homeless	5%
Housed, Low Income	67%
Housed, Not Low Income	28%

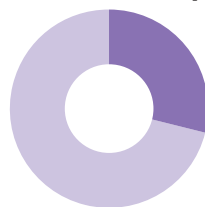
Stability Indicators

Affordability (Spent 50% or More on Rent)

Rental Units Needed (■) vs. Rental Units Available (■)

Rent Category	Spent 50% or More on Rent	Rental Units Needed	Rental Units Available
Very High Rent \$2,000 or More per Month	59%	5%	
High Rent \$1,500-\$1,999 per Month	12%	24%	
Medium Rent \$1,000-\$1,499 per Month	6%	54%	
Low Rent \$600-\$999 per Month	11%	13%	
Very Low Rent Less than \$600 per Month	12%	4%	

Median Monthly Household Spending



Spent on Rent	\$1,315	29%
Left Over	\$3,220	71%



Indicator	CD	Queens	NYC
Unemployment	7%	8%	8%
Adults with Less than a High School Degree	23%	20%	20%
People Living Below 150% of Federal Poverty Level	23%	26%	32%
Food Insecure	12%	14%	17%
Median Household Income	\$63,660	\$57,241	\$52,996
Severely Rent Burdened	29%	32%	29%
Overcrowded	7%	13%	11%

ICPH Institute for Children,
Poverty & Homelessness

www.ICPHusa.org

ICPH is an independent, New York City-based public policy organization that works on the issues of poverty and family homelessness. Visit our website or email info@ICPHusa.org.

Note: Some percentages do not add up to 100% due to rounding. For detailed Sources & Data Notes please go to "On the Map: Community Snapshots, Family Homelessness in Your Community" in the Publications section of our website at www.icphusa.org and download Sources & Data Notes.