

# City School District 10 Bronx

Riverdale, Bedford, Fordham, Belmont



Explore Student Homelessness by School in Your Neighborhood



bit.ly//

MapNYCHomelessStudents

## Key Findings

District 10 has the largest number of homeless students in any City school district at around 10,300 students. The district has 630 family shelter units, including hotels and cluster sites (the fifth-highest number citywide), and ranks second for the number of students in shelter at 2,600 with another 7,000 homeless students living doubled up.

**1 out of 4**

Elementary Students Experienced Homelessness by 5th Grade

**1 out of 4**

Pre-K-12 Students Experienced Homelessness in the Last Six Years

### Family Shelters

Including hotels and cluster sites

**630**

Shelter Units

**39**

Family Facilities

### Rank

By Highest Percent of Students Homeless

**3**

Out of Six City School Districts in the Bronx

**5**

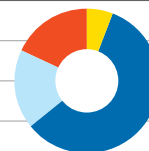
Out of 32 Districts in New York City

## Educational Outcomes of Homeless Students

	SD10	NYC
Mid-Year Transfer Rate	19%	22%
Chronic Absenteeism Rate	29%	34%
Math Proficiency 3-8 Grade	17%	19%
ELA Proficiency 3-8 Grade	19%	21%
Received IEP Late	55%	54%
English Language Learner	31%	24%
Suspension Rate	2.3%	3.2%
Dropout Rate	24%	17%
Graduation Rate	52%	55%

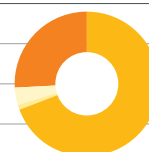
## Student Homelessness and Poverty

Homeless	18%
Formerly Homeless	6%
Housed, Free Lunch	59%
Housed, No Free Lunch	18%



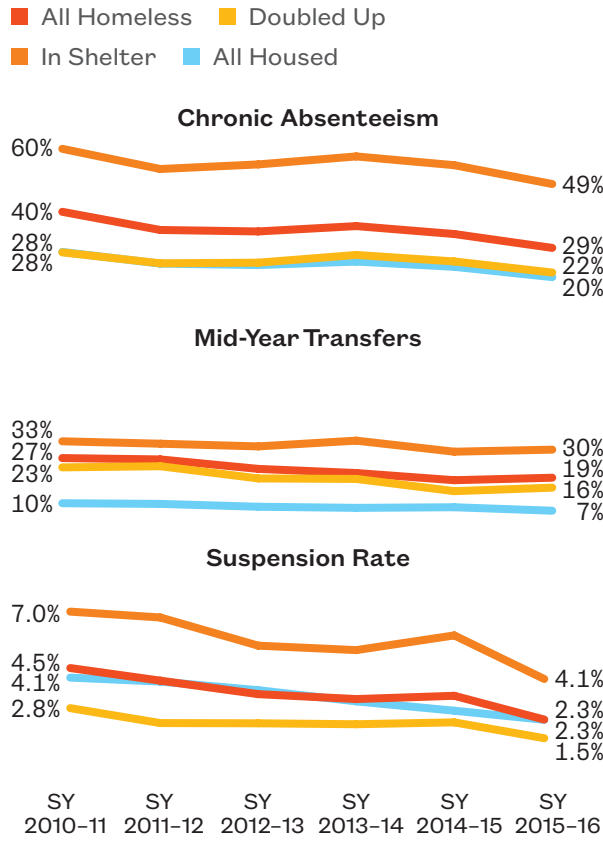
## Where Homeless Students Sleep

In Shelter	26%
Doubled Up	70%
Unsheltered	1%
Other	4%

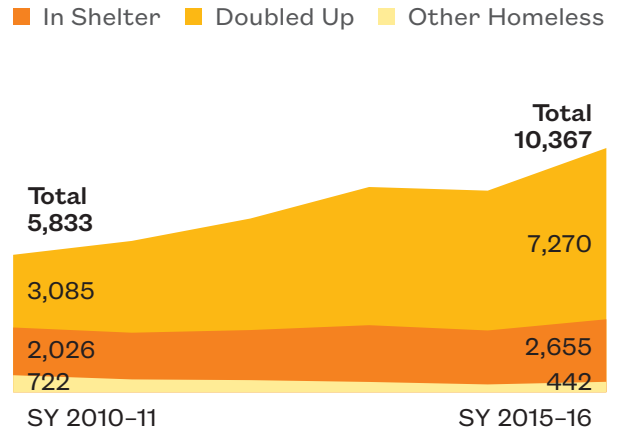


Notes: The number of shelter units in a school district and the number of students in shelter are not the same; students may attend schools in districts where they do not live, and each shelter unit can house more than one child. Some shelters are not included due to missing or incomplete address information. See User's Guide for further notes about the family shelters included in this publication. The number of homeless students represents where students attend school; homeless students may attend schools in districts where they do not live. Ratio of elementary students who will experience homelessness by fifth grade is an estimate based on trends over the last six years; due to growing student homelessness, this is likely an underestimate. Students who experienced homelessness in the last six years is the ratio of currently homeless and formerly homeless students to the total number of students in the district. Notes on educational outcomes are listed in each section. Percentages may not add to 100% due to rounding. Dotted lines and dashes indicate missing data or data that have been redacted due to accuracy or student privacy. "In Temporary Arrangement" refers to students who were homeless living in other temporary settings, not in shelter.

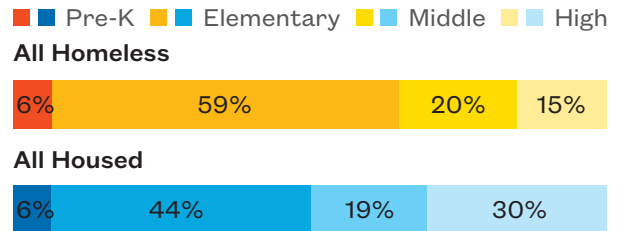
## Changes in Educational Outcomes



## Homeless Students in District 10 Public Schools



## Homeless Students by Grade Level



## School Year 2015-16

	All Homeless	Homeless, In Shelter	Homeless, Doubled Up	Housed, Free Lunch	Housed, No Free Lunch
Number of Students	10,367	2,655	7,270	37,576	11,066
% Pre-K	18%	3%	12%	55%	28%
% Elementary School	22%	6%	16%	62%	16%
% Middle School	18%	4%	13%	69%	14%
% High School	9%	3%	6%	65%	26%
% Hispanic	19%	4%	15%	67%	14%
% Black	20%	10%	8%	63%	17%
% White	5%	1%	4%	36%	59%
% Asian	8%	1%	7%	62%	30%
% Other	13%	7%	6%	51%	36%
Mid-Year Transfer Rate	19%	30%	16%	8%	6%
Chronic Absenteeism Rate	29%	49%	22%	22%	15%
Math Proficiency 3-8 Grade	17%	11%	20%	22%	37%
ELA Proficiency 3-8 Grade	19%	14%	22%	25%	38%
Received IEP Late	55%	-	-	42%	34%
English Language Learner	31%	16%	37%	20%	11%
Suspension Rate	2.3%	4.1%	1.5%	2.5%	1.8%
	All Homeless	Homeless, In Shelter	Homeless, In Temporary Arrangement	Housed, Free Lunch	Housed, No Free Lunch
Dropout Rate	24%	22%	26%	11%	5%
Graduation Rate	52%	53%	49%	74%	91%


# School District 10



Legend

## Homelessness in New York City Public Schools, SY 2015-16

Percent of Students Homeless in Public Schools, SY 2015-16

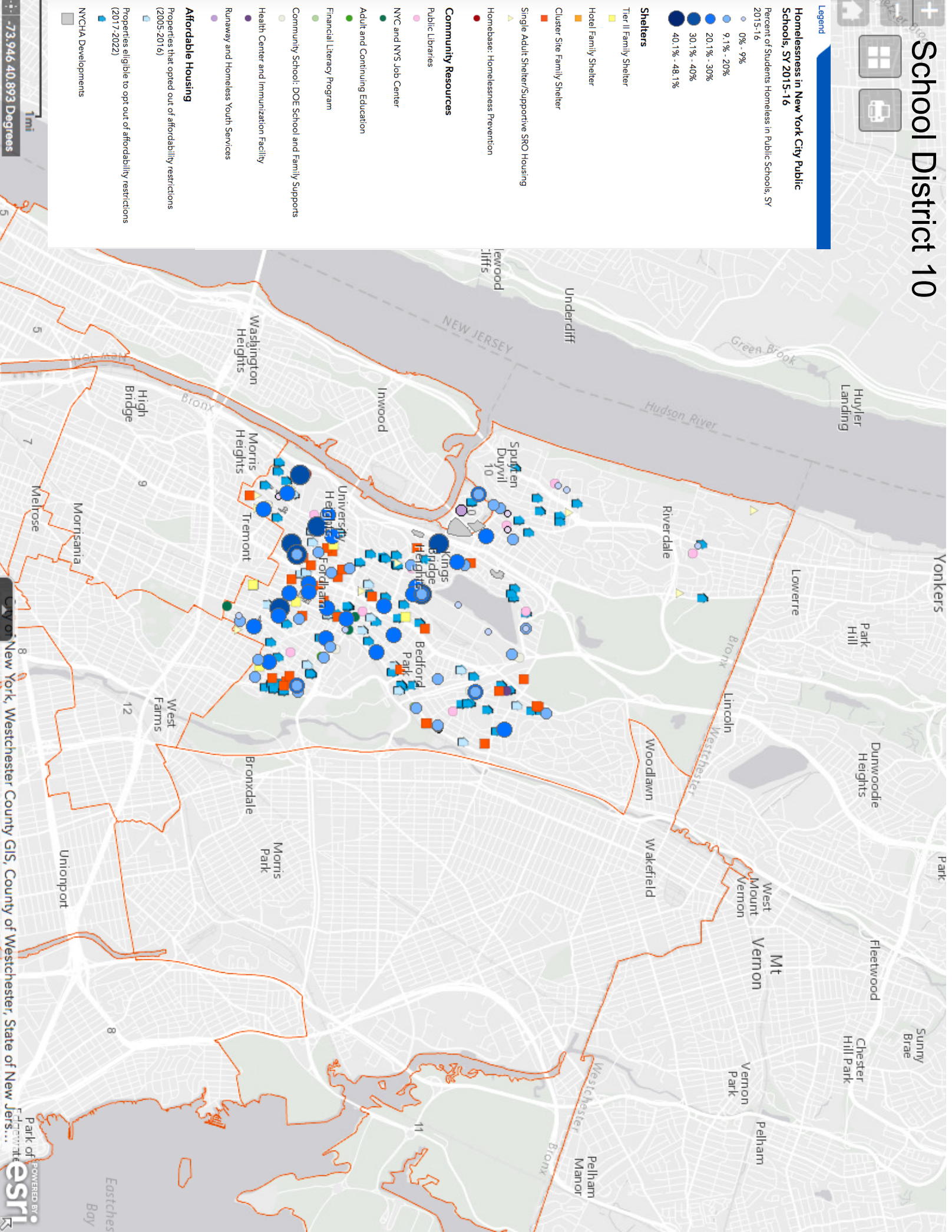


### Shelters

- Tier II Family Shelter
- Hotel Family Shelter
- Cluster Site Family Shelter
- Single Adult Shelter/Supportive SRO Housing
- Homebase: Homelessness Prevention

### Community Resources

- Public Libraries
  - NVC and NYS Job Center
  - Adult and Continuing Education
  - Financial Literacy Program
  - Community School: DOE School and Family Supports
  - Health Center and Immunization Facility
  - Runaway and Homeless Youth Services
- Affordable Housing**
- Properties that opted out of affordability restrictions (2005-2016)
  - Properties eligible to opt out of affordability restrictions (2017-2022)
  - NYCHA Developments



73,946 40,893 Degrees