

City School District 24

Queens

Sunnyside, Ridgewood, Elmhurst, Corona



Explore Student Homelessness by School in Your Neighborhood



bit.ly//

MapNYCHomelessStudents

Key Findings

The number of homeless students in District 24 doubled between SY 2010–11 and SY 2015–16, largely driven by the number of doubled-up students.

While doubled-up students in District 24 score proficient on their State assessments at above the citywide doubled-up average, students in shelter score proficient at roughly half the rate of their doubled-up peers in the district.

(13% to 30% in math and 16% to 29% in ELA)

1 out of 14

Elementary Students Experienced Homelessness by 5th Grade

1 out of 12

Pre-K–12 Students Experienced Homelessness in the Last Six Years

Family Shelters

Including hotels and cluster sites

339

Shelter Units

3

Family Facilities

Rank

By Highest Percent of Students Homeless

4

Out of Seven City School Districts in Queens

25

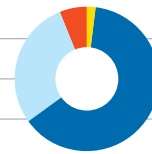
Out of 32 Districts in New York City

Educational Outcomes of Homeless Students

	SD24	NYC
Mid-Year Transfer Rate	15%	22%
Chronic Absenteeism Rate	18%	34%
Math Proficiency 3–8 Grade	28%	19%
ELA Proficiency 3–8 Grade	27%	21%
Received IEP Late	55%	54%
English Language Learner	40%	24%
Suspension Rate	2.1%	3.2%
Dropout Rate	19%	17%
Graduation Rate	60%	55%

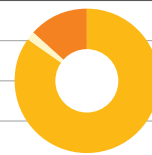
Student Homelessness and Poverty

Homeless	6%
Formerly Homeless	2%
Housed, Free Lunch	63%
Housed, No Free Lunch	29%



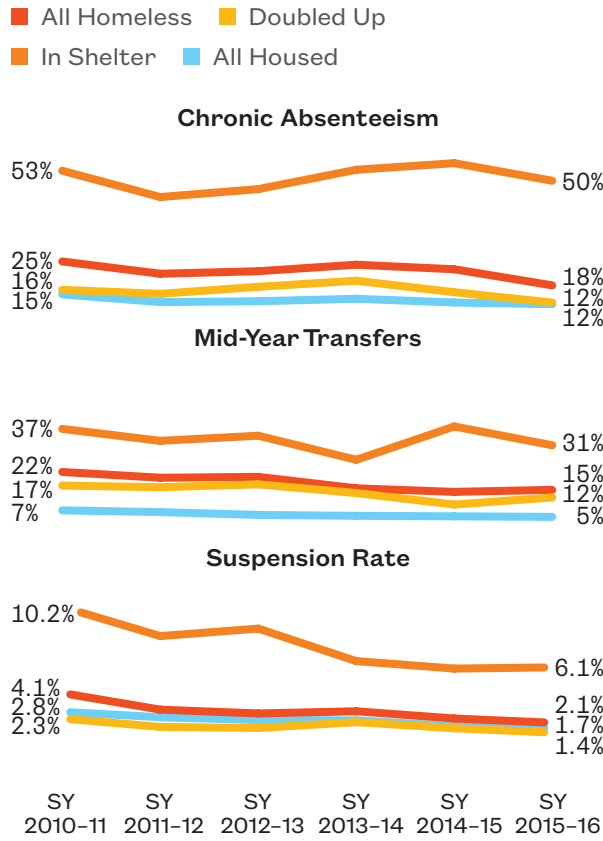
Where Homeless Students Sleep

In Shelter	13%
Doubled Up	84%
Unsheltered	0%
Other	2%

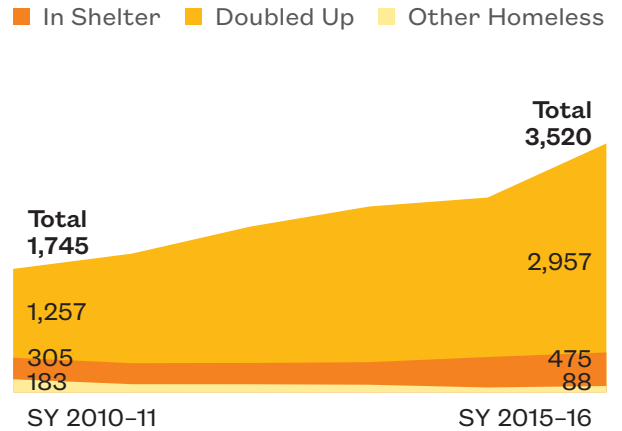


Notes: The number of shelter units in a school district and the number of students in shelter are not the same; students may attend schools in districts where they do not live, and each shelter unit can house more than one child. Some shelters are not included due to missing or incomplete address information. See User's Guide for further notes about the family shelters included in this publication. The number of homeless students represents where students attend school; homeless students may attend schools in districts where they do not live. Ratio of elementary students who will experience homelessness by fifth grade is an estimate based on trends over the last six years; due to growing student homelessness, this is likely an underestimate. Students who experienced homelessness in the last six years is the ratio of currently homeless and formerly homeless students to the total number of students in the district. Notes on educational outcomes are listed in each section. Percentages may not add to 100% due to rounding. Dotted lines and dashes indicate missing data or data that have been redacted due to accuracy or student privacy. "In Temporary Arrangement" refers to students who were homeless living in other temporary settings, not in shelter.

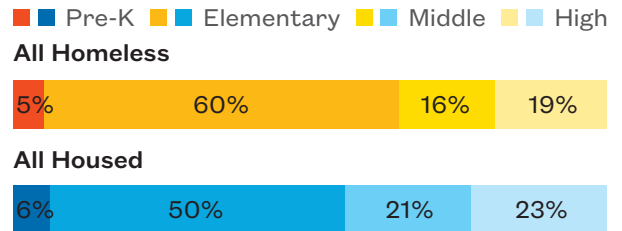
Changes in Educational Outcomes



Homeless Students in District 24 Public Schools



Homeless Students by Grade Level



School Year 2015-16

	All Homeless	Homeless, In Shelter	Homeless, Doubled Up	Housed, Free Lunch	Housed, No Free Lunch
Number of Students	3,520	475	2,957	40,047	18,206
% Pre-K	5%	0%	4%	58%	38%
% Elementary School	7%	1%	6%	66%	27%
% Middle School	4%	1%	4%	67%	28%
% High School	5%	1%	4%	62%	33%
% Hispanic	7%	1%	6%	70%	23%
% Black	10%	7%	3%	54%	36%
% White	2%	0%	2%	49%	49%
% Asian	4%	0%	4%	62%	34%
% Other	3%	1%	2%	46%	51%
Mid-Year Transfer Rate	15%	31%	12%	5%	5%
Chronic Absenteeism Rate	18%	50%	12%	12%	11%
Math Proficiency 3-8 Grade	28%	13%	30%	38%	50%
ELA Proficiency 3-8 Grade	27%	16%	29%	36%	51%
Received IEP Late	55%	-	-	38%	33%
English Language Learner	40%	13%	44%	23%	16%
Suspension Rate	2.1%	6.1%	1.4%	1.7%	1.6%
	All Homeless	Homeless, In Shelter	Homeless, In Temporary Arrangement	Housed, Free Lunch	Housed, No Free Lunch
Dropout Rate	19%	14%	34%	6%	6%
Graduation Rate	60%	65%	47%	79%	86%

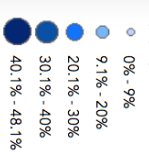
School District 24



MANHATTAN

Homelessness in New York City Public Schools, SY 2015-16

Percent of Students Homeless in Public Schools, SY 2015-16



Shelters

- Tier II Family Shelter
- Hotel Family Shelter
- Cluster Site Family Shelter
- Single Adult Shelter/Supportive SRO Housing
- Homebase: Homelessness Prevention

Community Resources

- Public Libraries
- NYC and NYS Job Center
- Adult and Continuing Education
- Financial Literacy Program
- Community School: DOE School and Family Supports
- Health Center and Immunization Facility
- Runaway and Homeless Youth Services

Affordable Housing

Properties that opted out of affordability restrictions (2005-2016)

Properties eligible to opt out of affordability restrictions (2017-2022)

NYCHA Developments

13.933 40.754 Degrees

