

# City School District 28

## Queens

Rego Park, Forest Hills, Briarwood



Explore Student Homelessness by School in Your Neighborhood



bit.ly//

MapNYCHomelessStudents

## Key Findings

Homeless students in District 28 graduate at nearly the same rate as homeless students citywide. (69% and 73%)

The chronic absenteeism and mid-year transfer rates in District 28 declined among both homeless and housed students from SY 2010–11 to SY 2015–16, with students in shelter seeing the greatest improvement.

**1 out of 10**

Elementary Students Experienced Homelessness by 5th Grade

**1 out of 13**

Pre-K–12 Students Experienced Homelessness in the Last Six Years

### Family Shelters

Including hotels and cluster sites

**166**

Shelter Units

**3**

Family Facilities

### Rank

By Highest Percent of Students Homeless

**5**

Out of Seven City School Districts in Queens

**28**

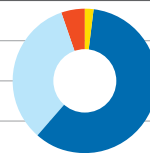
Out of 32 Districts in New York City

## Educational Outcomes of Homeless Students

	SD28	NYC
Mid-Year Transfer Rate	21%	22%
Chronic Absenteeism Rate	30%	34%
Math Proficiency 3–8 Grade	22%	19%
ELA Proficiency 3–8 Grade	25%	21%
Received IEP Late	56%	54%
English Language Learner	20%	24%
Suspension Rate	2.3%	3.2%
Dropout Rate	10%	17%
Graduation Rate	69%	55%

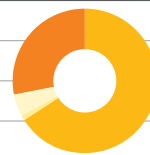
## Student Homelessness and Poverty

Homeless	5%
Formerly Homeless	2%
Housed, Free Lunch	59%
Housed, No Free Lunch	33%



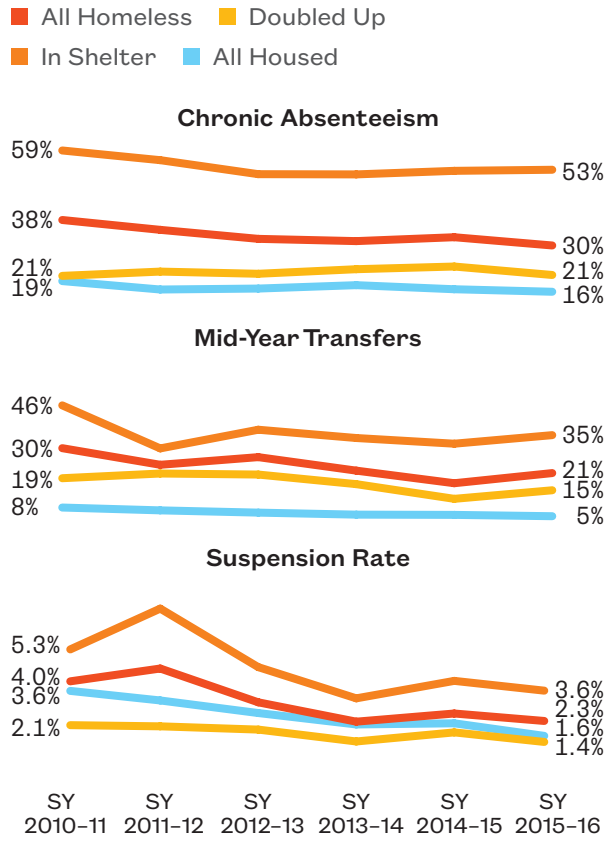
## Where Homeless Students Sleep

In Shelter	28%
Doubled Up	66%
Unsheltered	1%
Other	5%

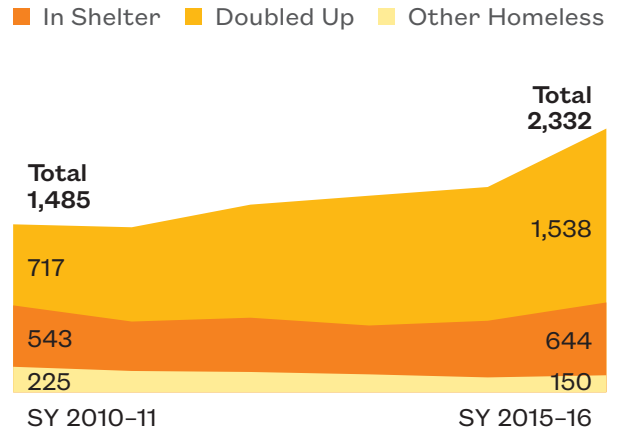


Notes: The number of shelter units in a school district and the number of students in shelter are not the same; students may attend schools in districts where they do not live, and each shelter unit can house more than one child. Some shelters are not included due to missing or incomplete address information. See User's Guide for further notes about the family shelters included in this publication. The number of homeless students represents where students attend school; homeless students may attend schools in districts where they do not live. Ratio of elementary students who will experience homelessness by fifth grade is an estimate based on trends over the last six years; due to growing student homelessness, this is likely an underestimate. Students who experienced homelessness in the last six years is the ratio of currently homeless and formerly homeless students to the total number of students in the district. Notes on educational outcomes are listed in each section. Percentages may not add to 100% due to rounding. Dotted lines and dashes indicate missing data or data that have been redacted due to accuracy or student privacy. "In Temporary Arrangement" refers to students who were homeless living in other temporary settings, not in shelter.

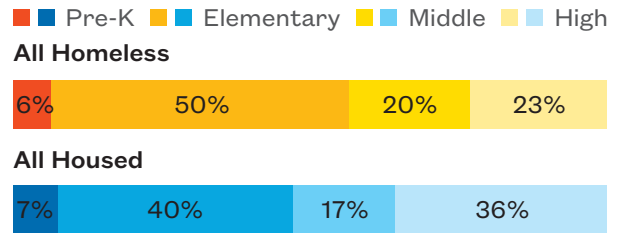
## Changes in Educational Outcomes



## Homeless Students in District 28 Public Schools



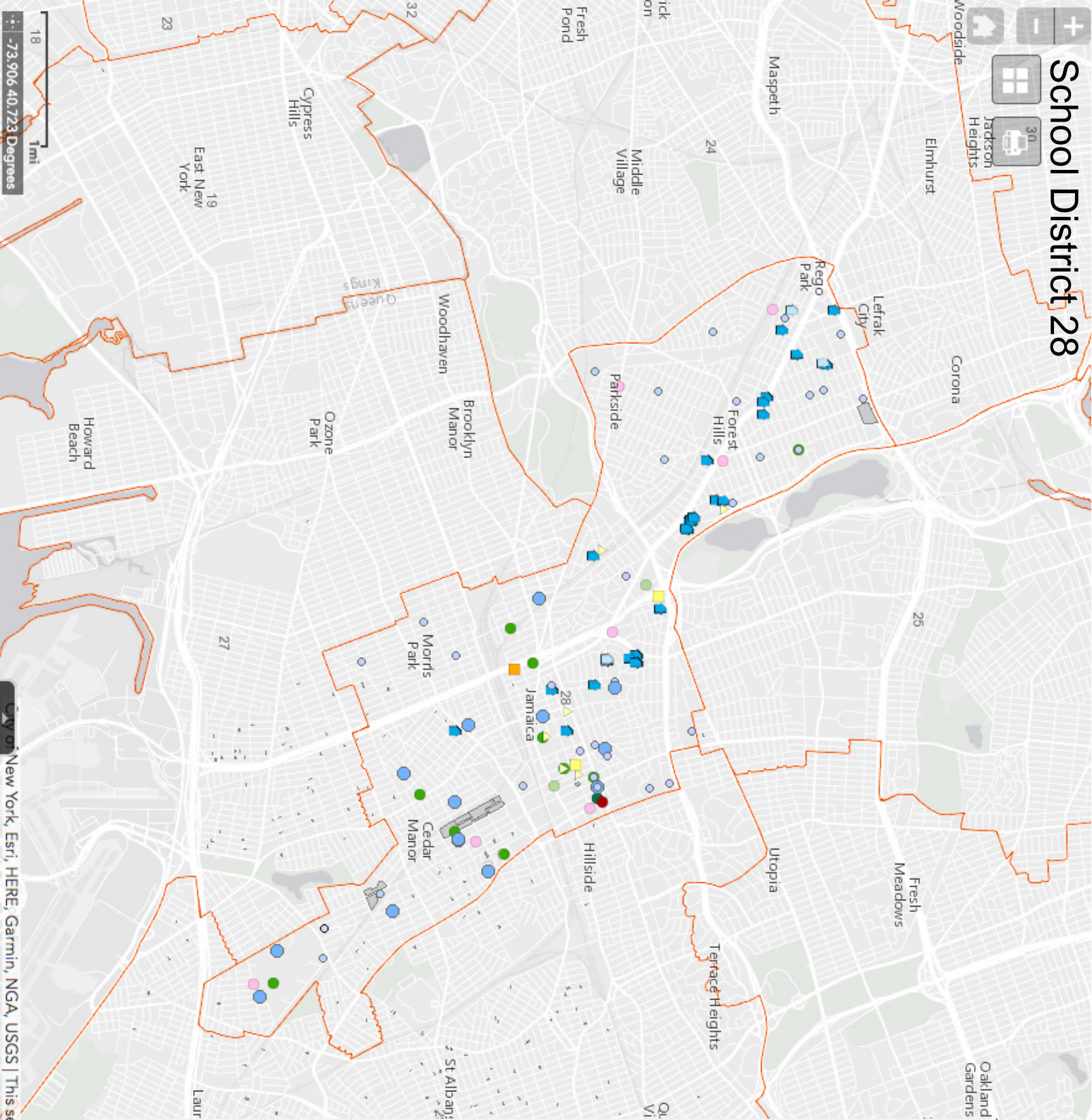
## Homeless Students by Grade Level



## School Year 2015-16

	All Homeless	Homeless, In Shelter	Homeless, Doubled Up	Housed, Free Lunch	Housed, No Free Lunch
Number of Students	2,332	644	1,538	26,509	14,743
% Pre-K	5%	2%	3%	46%	49%
% Elementary School	7%	2%	4%	60%	34%
% Middle School	6%	1%	4%	56%	38%
% High School	3%	1%	2%	68%	29%
% Hispanic	6%	2%	4%	66%	28%
% Black	9%	4%	4%	66%	26%
% White	2%	0%	2%	44%	54%
% Asian	4%	0%	4%	61%	35%
% Other	4%	1%	3%	61%	35%
Mid-Year Transfer Rate	21%	35%	15%	6%	4%
Chronic Absenteeism Rate	30%	53%	21%	17%	13%
Math Proficiency 3-8 Grade	22%	14%	25%	36%	55%
ELA Proficiency 3-8 Grade	25%	17%	28%	37%	56%
Received IEP Late	56%	-	-	58%	49%
English Language Learner	20%	5%	26%	11%	7%
Suspension Rate	2.3%	3.6%	1.4%	1.7%	1.5%
	All Homeless	Homeless, In Shelter	Homeless, In Temporary Arrangement	Housed, Free Lunch	Housed, No Free Lunch
Dropout Rate	10%	7%	19%	4%	4%
Graduation Rate	69%	75%	54%	84%	89%

# School District 28



## Legend

### Homelessness in New York City Public Schools, SY 2015-16

Percent of Students Homeless in Public Schools, SY 2015-16

- 0% - 9%
- 9.1% - 20%
- 20.1% - 30%
- 30.1% - 40%
- 40.1% - 48.1%

### Shelters

- Tier II Family Shelter
- Hotel Family Shelter
- Cluster Site Family Shelter
- Single Adult Shelter/Supportive SRO Housing

Homebase: Homelessness Prevention

### Community Resources

- Public Libraries
- NYC and NYS Job Center
- Adult and Continuing Education
- Financial Literacy Program
- Community School: DOE School and Family Supports
- Health Center and Immunization Facility
- Runaway and Homeless Youth Services

### Affordable Housing

- Properties that opted out of affordability restrictions (2005-2016)
- Properties eligible to opt out of affordability restrictions (2017-2022)
- NYCHA Developments

18 23 32  
-73.906 40.723 Degrees  
1mi