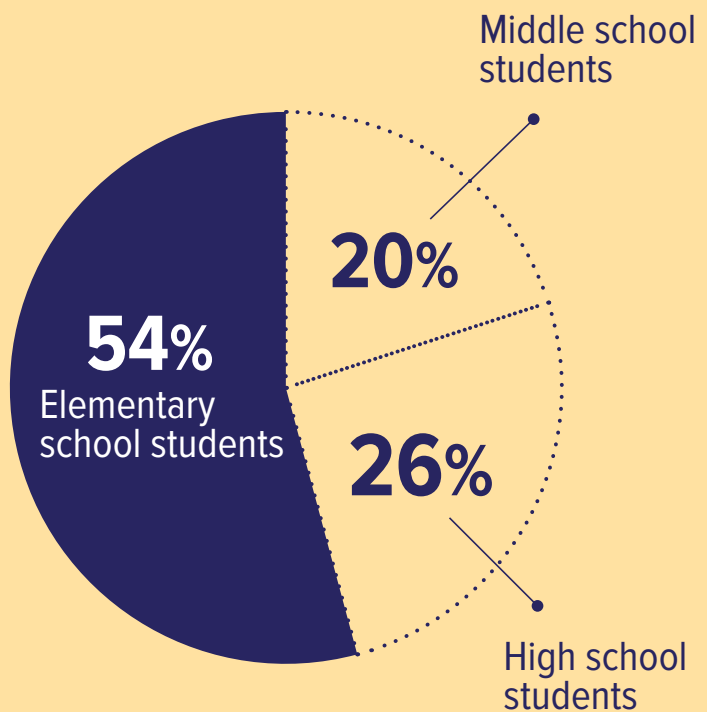


Half of All New York City Homeless Students Are in Elementary School

Over **52,000** elementary school students experienced homelessness in SY 2016–17.

57% increase in the past six years.



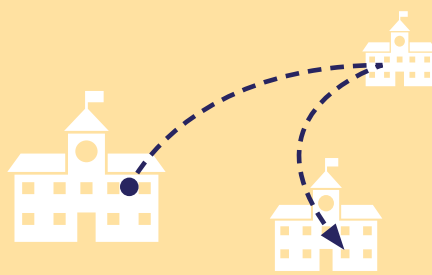
Homeless students



Housed students

Those who were **homeless** were over **2X** as likely to be **chronically absent...**

...and over **3X** as likely to **transfer schools** mid-year as housed students.



These **SCHOOL INSTABILITY FACTORS** can result in homeless students falling behind academically and failing to graduate on time.

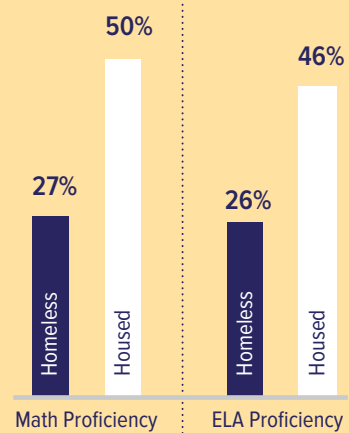
51% of **homeless** third graders with disabilities received their **IEP late** compared to **36%** of housed students.

Over **25%** of **homeless** students were **English Language Learners** compared to around **18%** of housed students.

For homeless students, timely access to these **EDUCATIONAL SUPPORTS** is paramount to overcoming the barriers to learning that coincide with housing instability.



Only **1 in 4** third graders who had ever been **homeless** were **proficient** in math and English Language Arts, compared to around **1 in 2** students who were housed.



A student's ability to perform at grade level in the third grade correlates with future **ACADEMIC PERFORMANCE**, including high school graduation.